

Calendar Survey Analysis

Prepared for Laguna Beach Unified School District

June 2018




Table of Contents

Introduction	P 3
Key Findings	P 5
Survey Results	P 7
Sample Characteristics	P 13
Methodology Notes	P 17

Introduction

In this report, Hanover Research analyzes and summarizes the results from the Laguna Beach Unified School District (LBUSD) School Calendar Survey. In total, 2,105 respondents completed the survey and provided quality survey responses. The report includes results from 966 Students, 905 Parents, 91 Classified staff, and 143 Certificated Staff.

THE REPORT CONTAINS THE FOLLOWING SECTIONS:

- **Key Findings** - Presents high-level key findings based on the survey results.
- **Survey Results** - Contains figures for survey data segmented by respondent role.

Goals:

- 1) To provide stakeholders a forum for feedback
- 2) To quantitatively assess support for calendar changes
- 3) To further test the Calendar Committee's recommendations

Approach:

Online survey of students, parents, and staff in May 2018.

Background

Survey participants were provided with the following background information on the LBUSD Calendar Committee and its recommendations and priorities.

The [calendar committee](#) recommended a [calendar configuration](#) for 2019-2020 based on the following priorities:

- The school year is designed with an optimal arrangement of 180 instructional days for all students.
- Students will be able to focus on family activities with no school the entire week of Thanksgiving without missing instructional time and have fewer absences due to travel.
- Students will conclude first semester instruction and finals at the winter break, allowing natural breaks from the curriculum.
- No homework will be assigned during winter break, supporting student social-emotional wellness and time on which they can focus on family and holiday activities.
- All non-student days are aligned K-12 so that families with students at multiple age levels have the same days off.
- Additional non-student days allow convenient opportunities for college visits and other brief trips without disruption to instruction.
- Students will have more instructional time with their teachers and less use of substitutes with more non-student days in the school year.
- Seniors will have more access to counselors and other staff in preparing for college and post-secondary opportunities.
- Students will be able to participate in summer camps, college visits and orientations, and other summer activities that are held in June without missing instructional time.
- Students will have increased opportunities to enroll in community college and career-technical education courses.
- Students who participate in fall athletics will be able to participate and support competitions that better align to the school year.

Additional information can be found [here](#).

Key Findings – Support for Recommendations

- **Students and staff support the Calendar Committee’s recommendations, which includes starting the school year before Labor Day.** Overall, over 50 percent of certificated staff (60%), classified staff (55%), and students (54%) support the committee’s recommendations.
 - **Parents are less likely to support the recommendations,** with 43% indicating that they support the recommendations and 52% indicating that they do not support the recommendations.
- **Those who support the Calendar Committee’s recommendation most frequently list ending the first semester before winter break as a primary reason for their support.** Nearly two-thirds of students who support the recommendations cite this as one of the most important reasons (65%). Moreover, at least half of parents (56%), certificated staff (55%), and classified staff (50%) who support the recommendations also consider it one of the most important reasons.
- **Other common reasons to support the recommendations are increasing AP testing preparation time and lengthening the Thanksgiving break.** Around 40 percent of students who support the recommendations consider increasing AP testing preparation (42%) and the length of the Thanksgiving break (37%) as important reasons.
 - Although 73 percent of students plan to participate in athletics, few who support the recommendations say aligning school and athletic schedules (14%) is an important reason.

Key Findings – Opposition to Recommendations

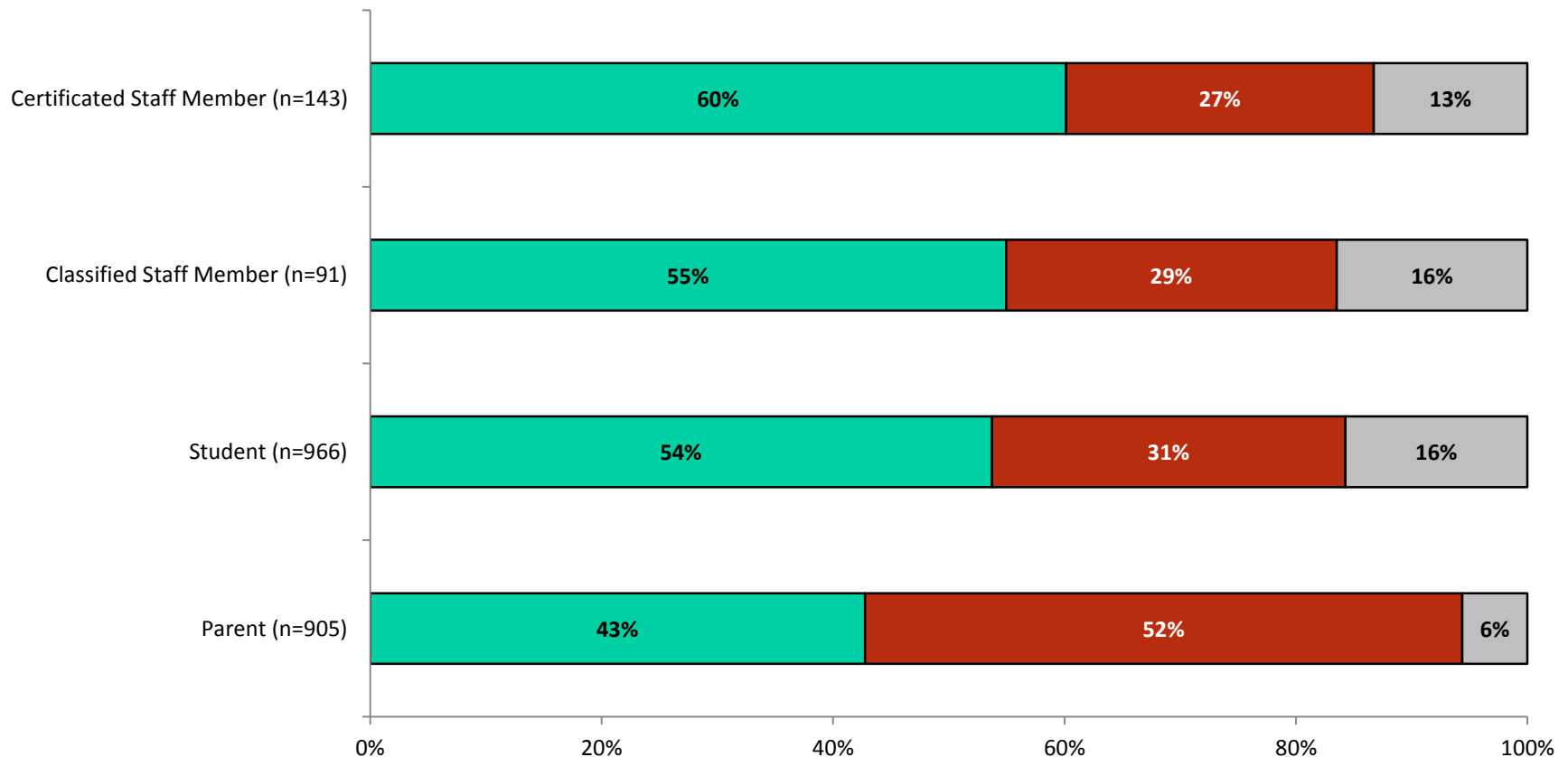
- **Lower levels of support for the recommended changes among parents is driven primarily by those with only elementary school students.** Less than half of parents with children at Top of the World (31%) and El Morro (21%) support the recommendations. Conversely, over half of parents of Thurston (50%) and Laguna Beach High School (57%) support the recommendations.
- **Respondents' reasons for not supporting the Calendar Committee's recommendations vary by stakeholder group.** Students typically mention wanting to have a chance to enjoy the empty beaches (39%), parents most frequently mention family vacations (48%), classified staff cite bad traffic (36%), and certificated staff mention 'other' reasons (34%) for not supporting the recommendations.
- **Respondents most typically support additional calendar changes to add the Friday of Labor Day weekend as a no school day.** Over half of students (52%) and around 40 percent of classified (40%) and certificated staff (43%) support this change to the LBUSD calendar.
 - Parents view no school on the Friday of Labor Day weekend less favorably, with only 28% supporting this change. Similarly, parents support calendar changes that would result in fewer non-student days (36%) more commonly than students (7%) and classified (16%) and certified (20%) staff.

SURVEY RESULTS

Support for the Calendar Committee's Changes

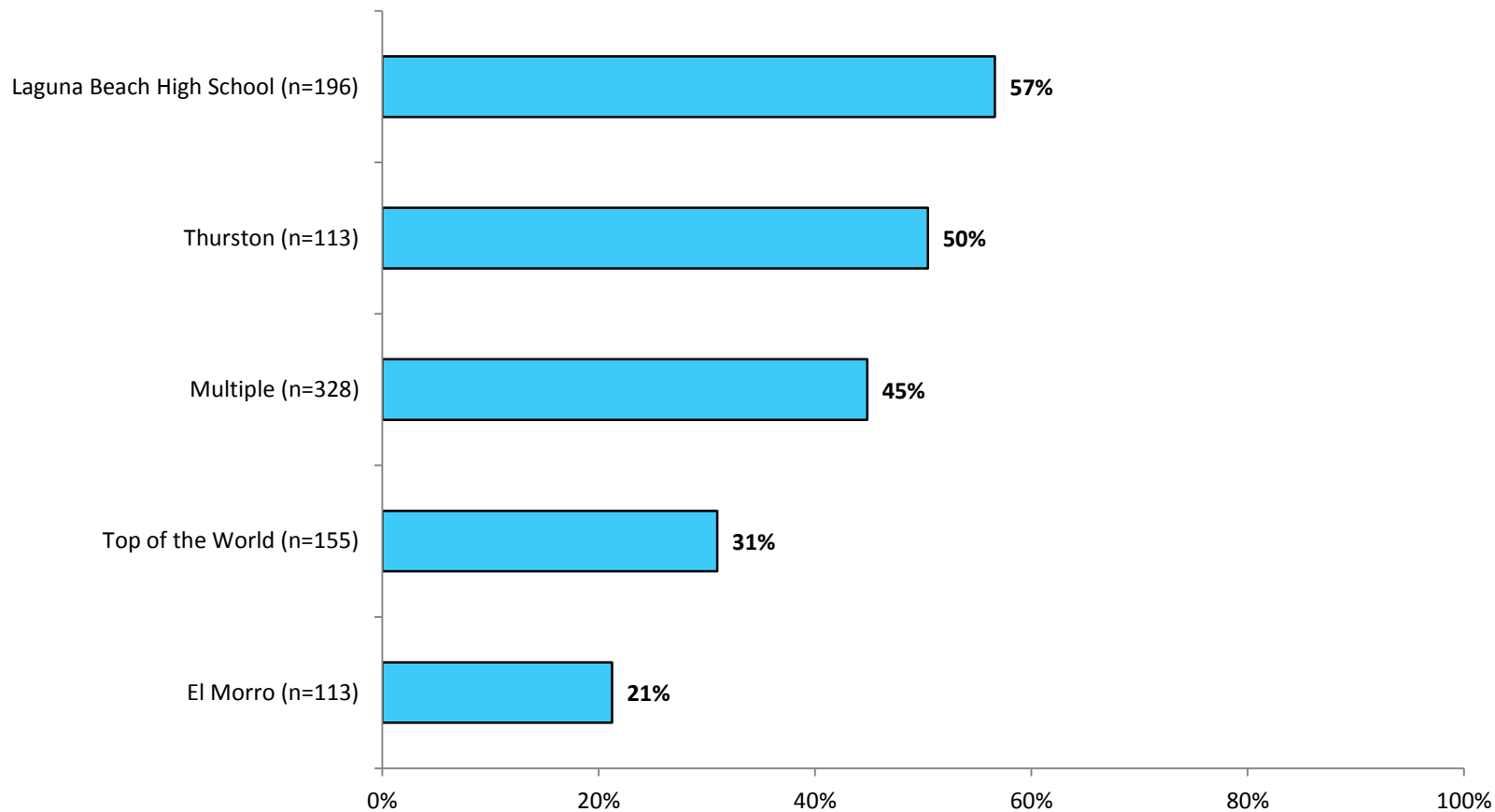
Which of the following statements do you agree with the most?
(n=2,105)

- I support the recommendations of the calendar committee, which includes starting the school year before Labor Day.
- I do not support the recommendations of the calendar committee, which includes starting the school year before Labor Day.
- I don't know/no opinion



Support for the Calendar Committee's Changes by School

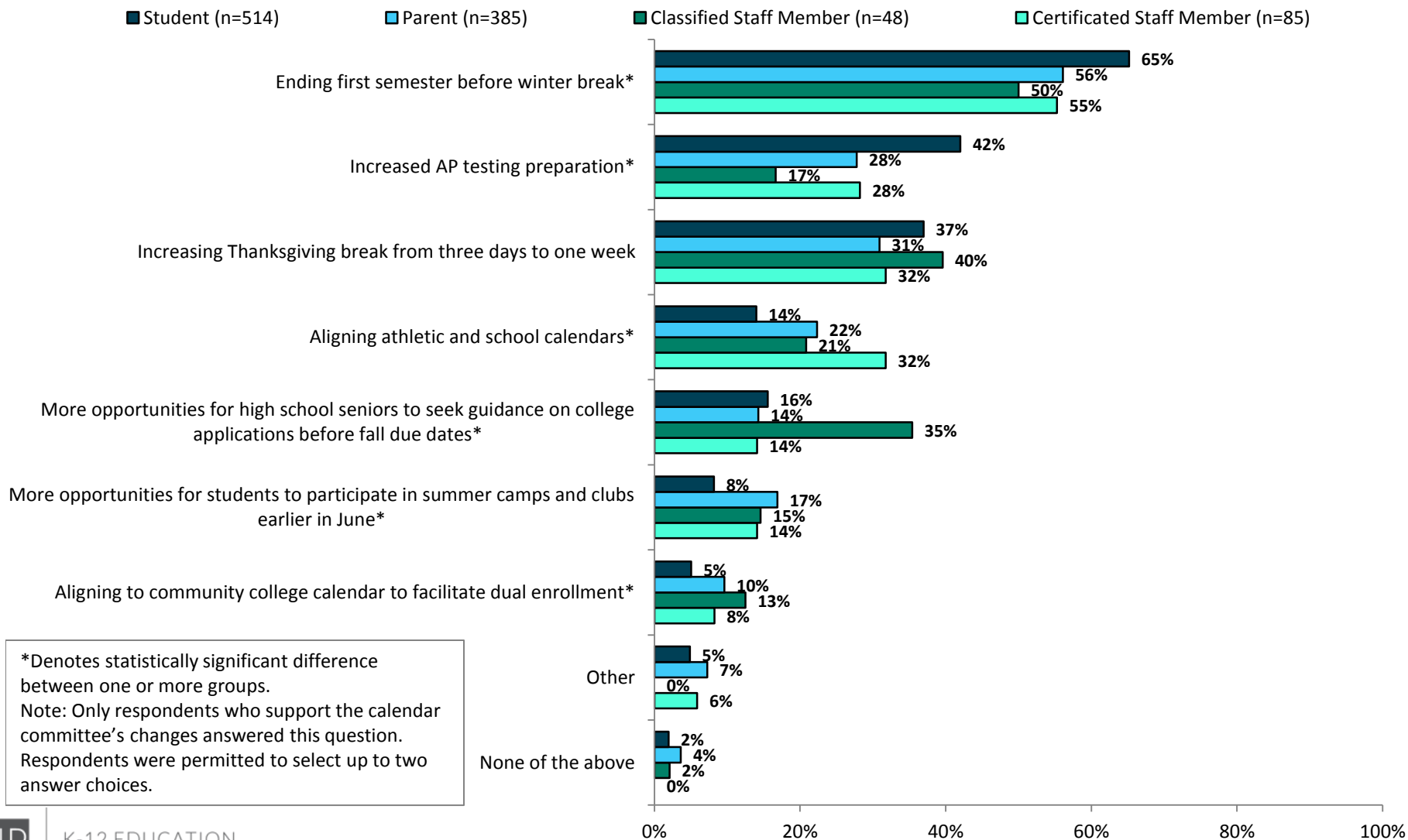
Support for the Calendar Committee's Recommendations, by School
Segmented by School Child(ren) Attend, % Support the Recommendations



Note: All parents who selected more than one school that their children attend were grouped into the “Multiple” category. There are several statistically significant differences across school segmentations; see data supplement for additional details.

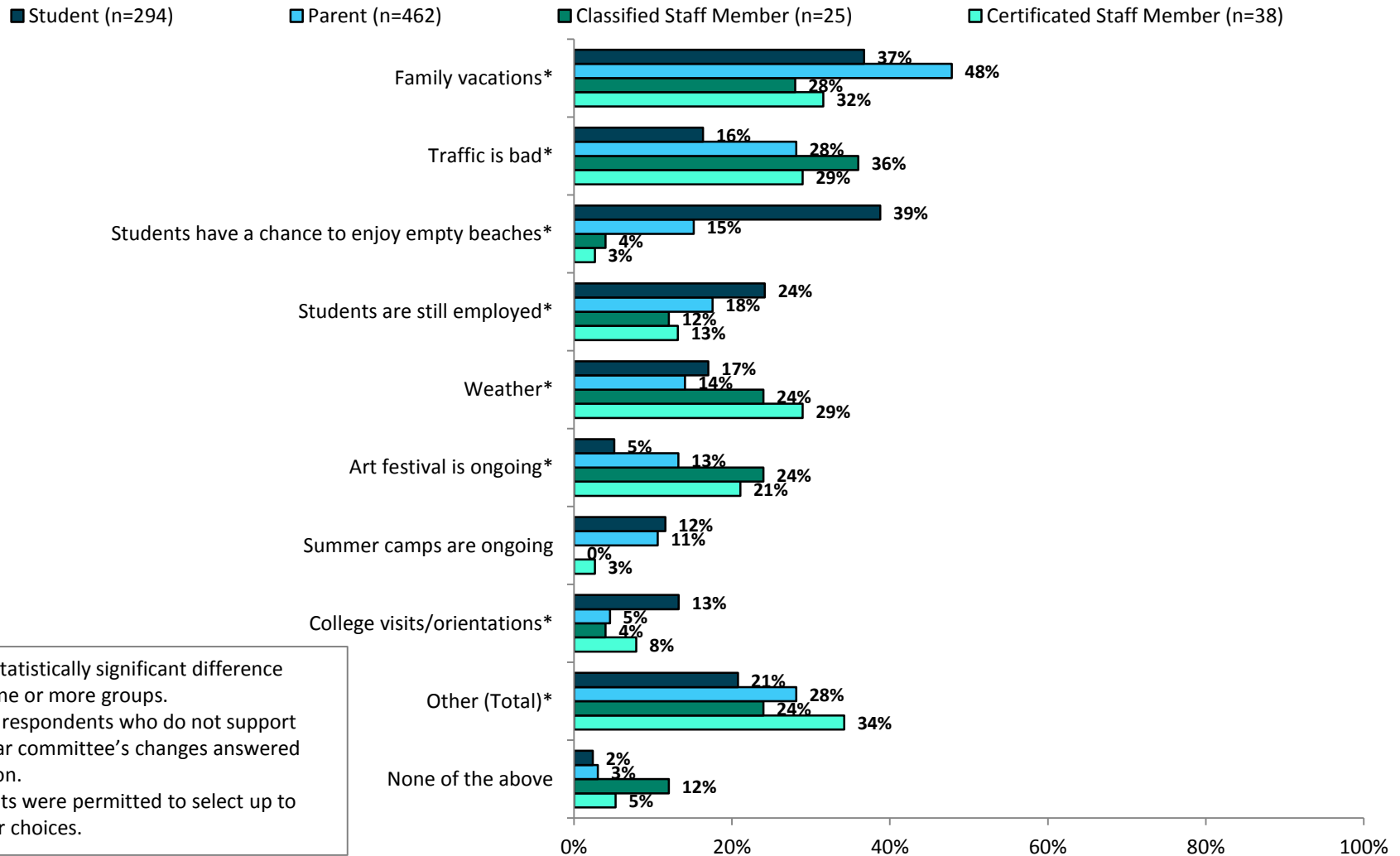
Factors Influencing Support of Recommendations

What are the most important reasons why you *support* the calendar committee's recommendations? % Mentioned



Factors Influencing Opposition to Recommendations

What are the most important reasons why you ***do not support*** the calendar committee's recommendations? % Mentioned



Supported Changes to Proposed Calendar

Please select which modifications, if any, you would support to the committee's proposed calendar.

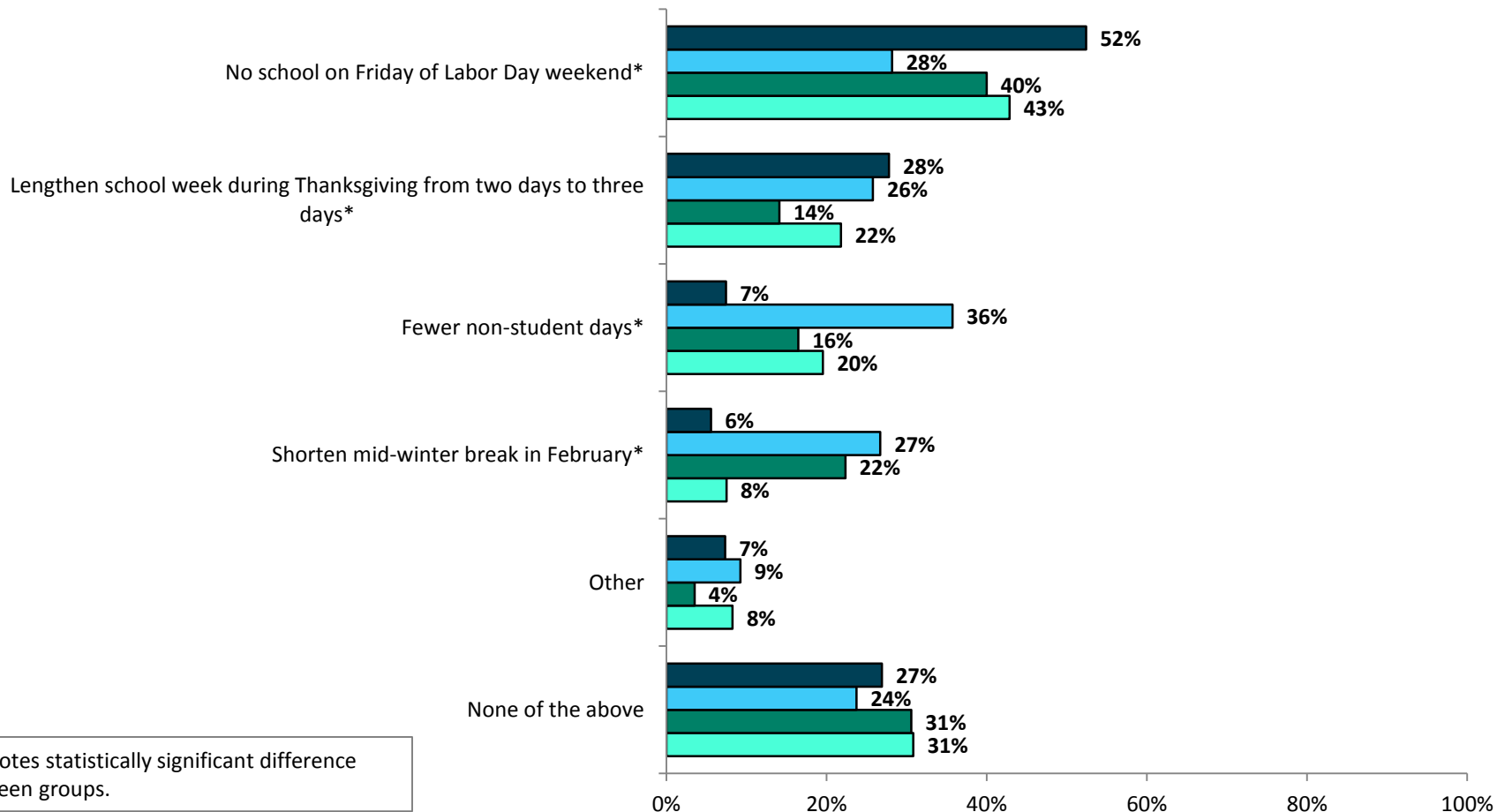
% Mentioned

■ Student (n=914)

■ Parent (n=876)

■ Classified Staff Member (n=85)

■ Certificated Staff Member (n=133)

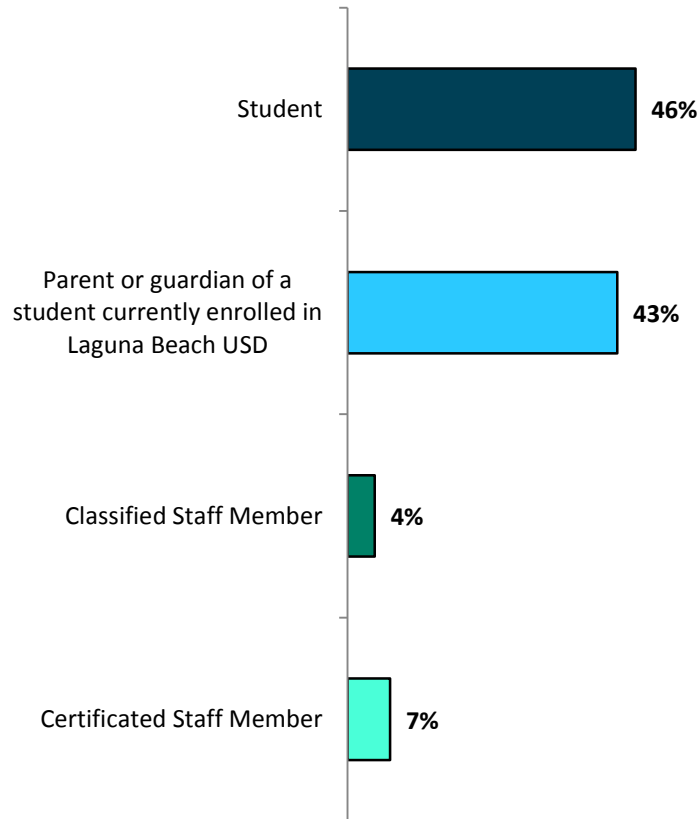


*Denotes statistically significant difference between groups.

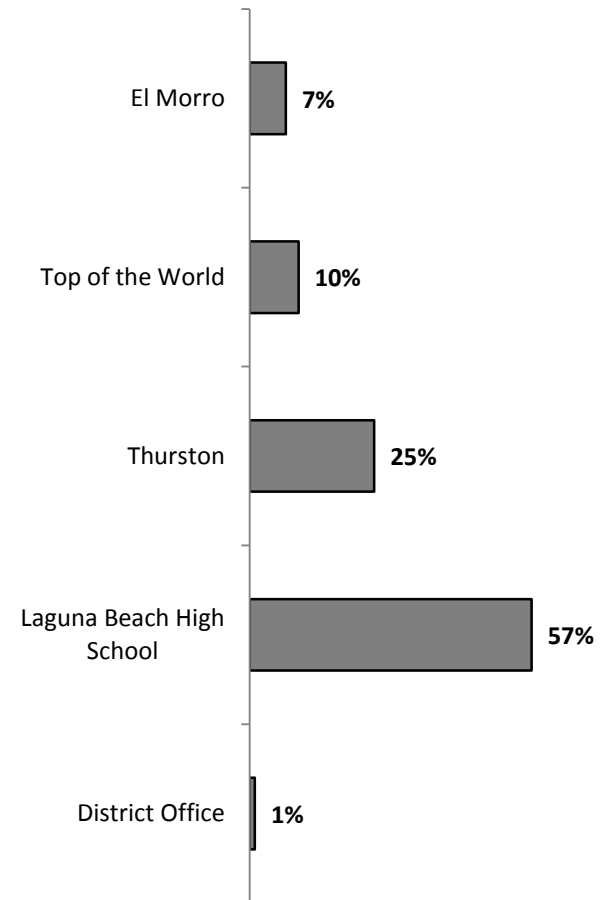
SAMPLE CHARACTERISTICS

Sample Characteristics

**Which of the following best describes your role in Laguna Beach Unified School District?
(n=2,105)**



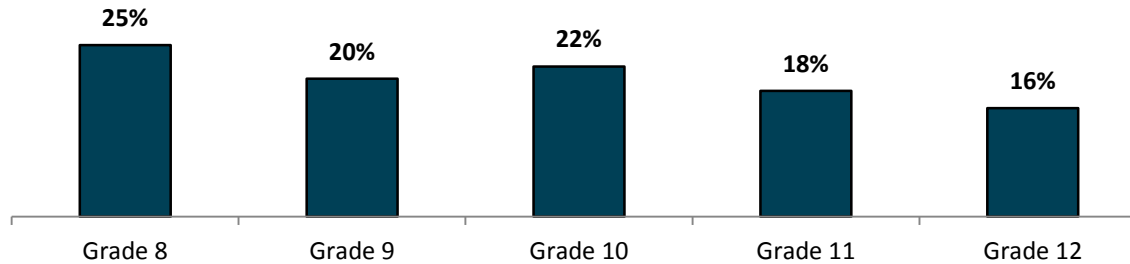
**School Affiliation (n=2,105)
All Respondents**



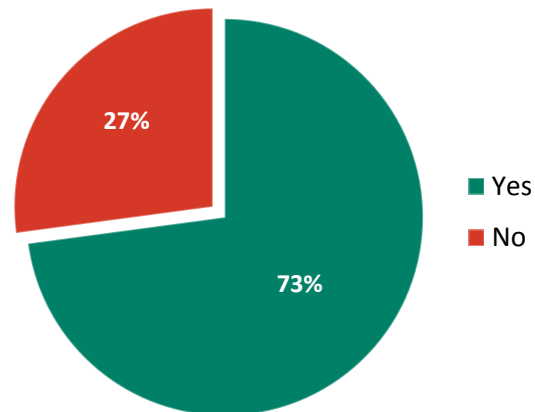
Note: Staff members who are also parents were asked to select parent as their role.

Sample Characteristics

Current Grade Level (n=966) *Students Only*

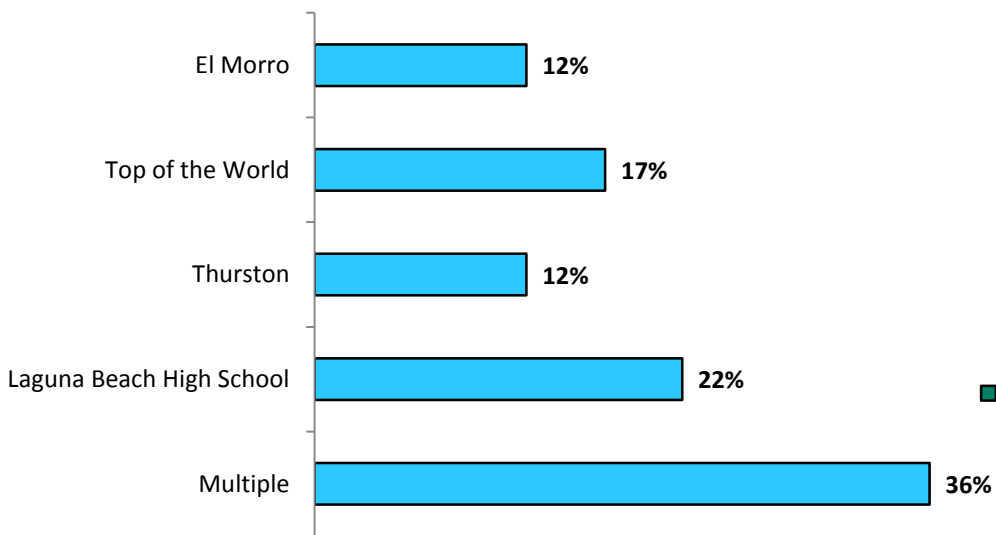


**Do you plan to participate in a high school athletic program in the fall of 2018?
(n=815) *Students Grade 8-11 Only***

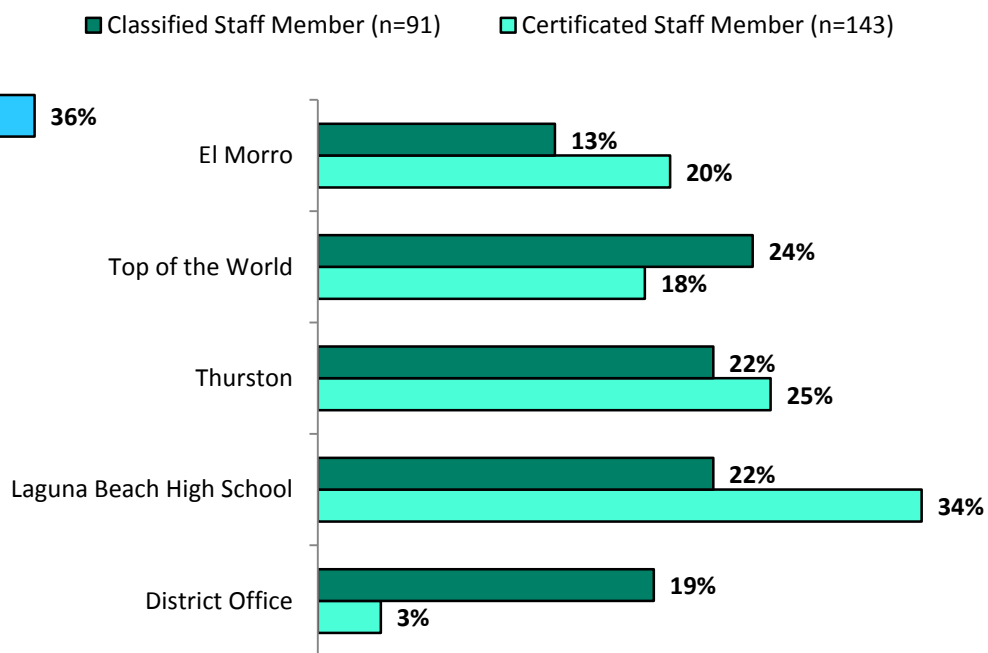


Sample Characteristics

School(s) child(ren) attend(s) (n=905) Parents Only



Primary Work Location (n=234) Staff Only



Methodology Notes

- Results are segmented by role and school.
- Sample sizes vary across questions as some questions only pertain to a subset of respondents.
- Conclusions drawn from a small sample size ($n < 20$) should be interpreted with caution.
- For full aggregate and segmented results, please consult the accompanying data supplement.
- Statistically significant differences (95% confidence level) between groups are noted with an asterisk (*); however, for some charts sample sizes may be small and results should be interpreted with caution.
- The survey was fielded online using the Qualtrics software platform in May 2018.
- Hanover administered the survey via unique email links to respondents could only submit one survey response.
- After data collection, Hanover identified and removed low-quality respondents.