

# Laguna Beach Unified School District Second Period Interim Report



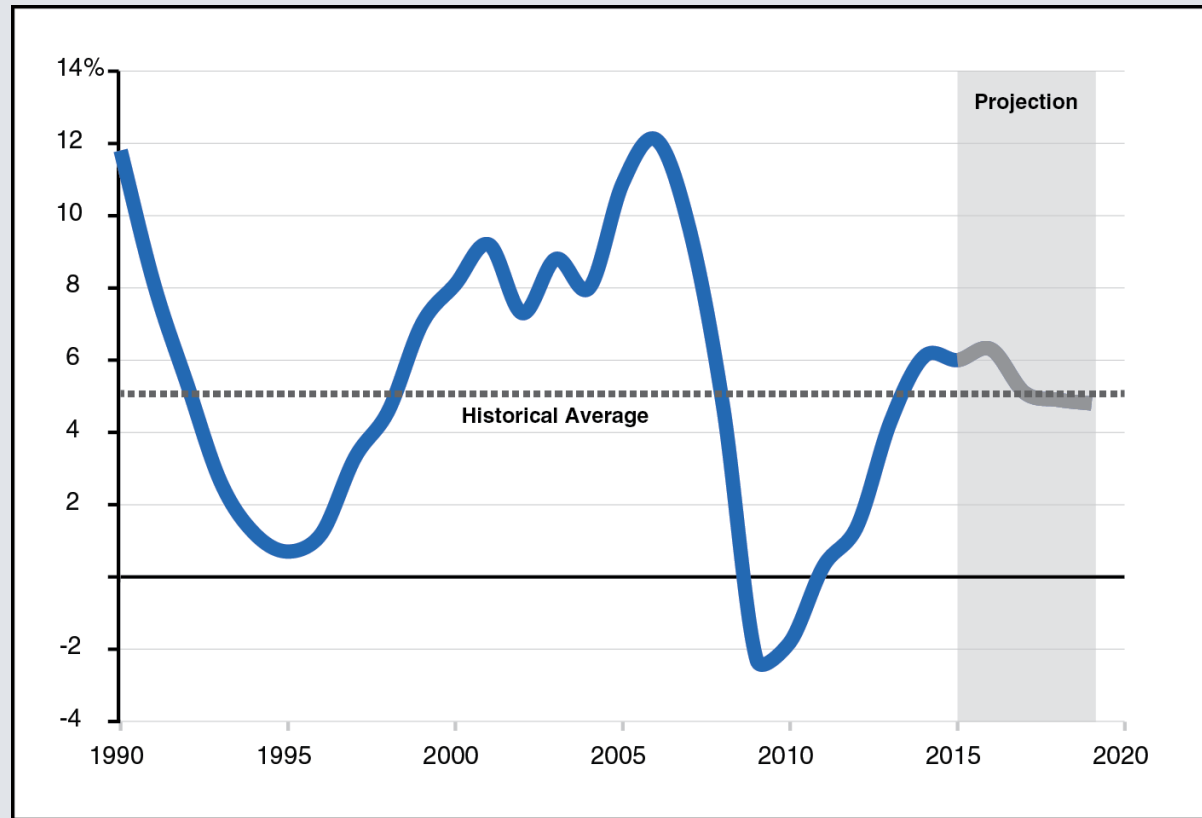
**BUDGET REVISIONS AND FINANCIAL  
INTERIM REPORTING**

**MULTI-YEAR PROJECTIONS**

**MARCH 8, 2016**

# Assessed Property Values Grow Moderately Throughout Forecast Period

*Percent Change From Prior Year*



# South Orange County Economic Report

3

## • Major Findings

- Economic growth should range from 2.0 to 2.5 percent
- Real estate prices will continue to rise but inventory will be down
- Transportation infrastructure needs to support economic growth
- Population is getting older which will affect workforce
- Younger adults cannot afford to live in South Orange County
- Tomorrow's workforce needs training to meet middle and high end jobs

# 2015-16 Second Interim Report

4

## Increases to Revenue

- Secured Property taxes projection increased by 7.37%.
- Adjust State and Local Grants based on award notifications
- Donations budgeted as received

## Adjustments to Expenditures

- Facilities Projects
- Expenditures associated with donations and onetime grants

# 2015-16 Second Interim Report

5

## General Fund Revenue

Source	In Millions
LCFF: Property Taxes, EPA and Hold Harmless	\$ 45.8
Federal Grants	0.9
State Grants, Entitlements, & Reimbursements	4.0
Local sources and SELPA Pass-through of Special Education AB 602 funds	3.6
Transfers In	2.0

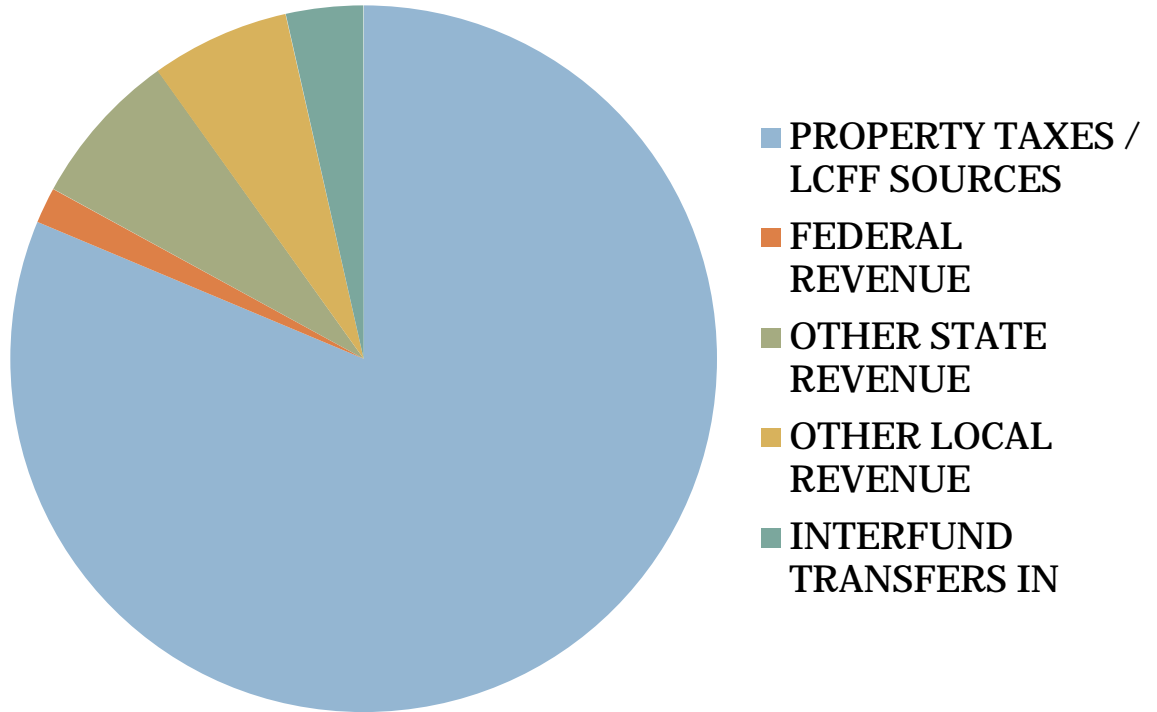
## General Fund Expenditures

Uses	In Millions
Salaries and Employee Benefits	\$ 40.9
Books, Supplies, and Services	12.6
Capital Outlay	2.6
Other Uses	0.4
Transfers Out	2.3

# 2015-16 Second Interim Report

Sources of General  
Fund Revenues

## Revenue

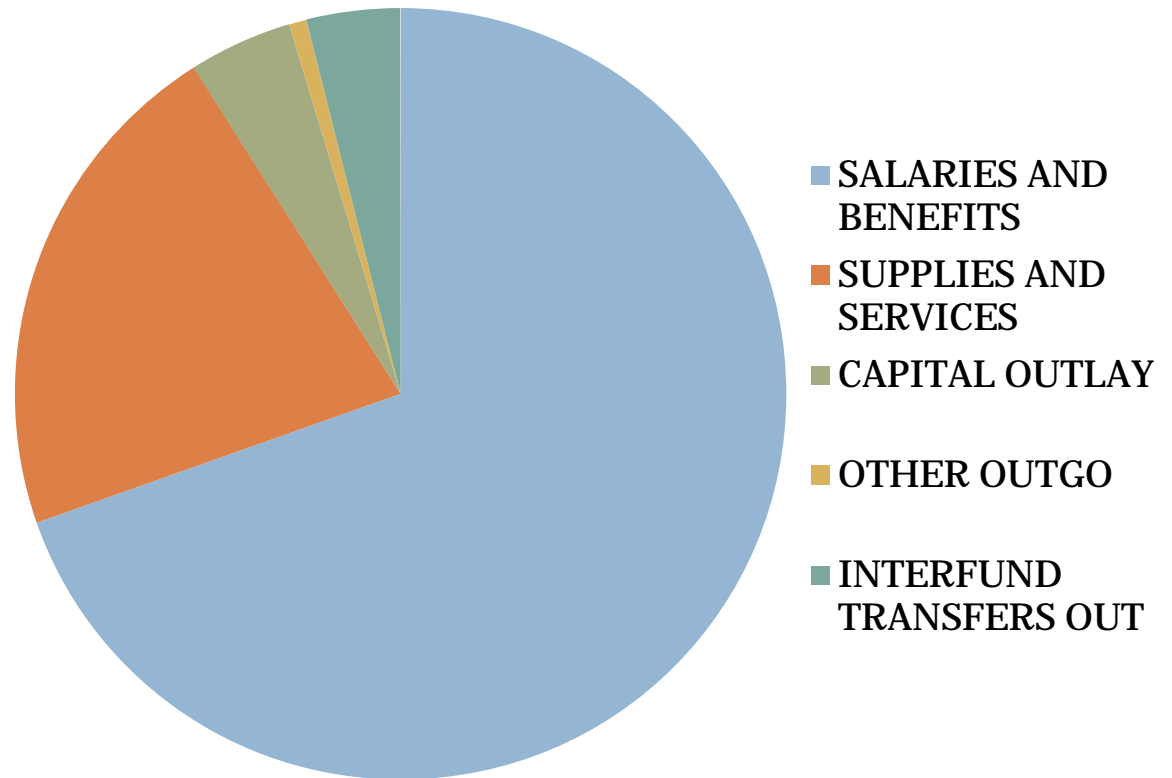


# 2015-16 Second Interim Report

General Fund

Expenditures and  
Transfer Out

## Expenditures and Transfers Out



# Onetime Transactions



## Revenue

## Expenditures

Onetime Source	Amount
Mandated Cost Reimbursements	\$1,552,046
City Contribution for JUA on Tennis Courts and Pool	633,903
Other Donations	320,223
Fund 17 Transfer for OPEB	2,000,000
<b>Onetime Sources</b>	<b>\$4,506,172</b>

Onetime Uses	Amount
Tennis & Pool	\$850,667
Donations	320,223
OPEB Contribution	2,000,000
Onetime Program	513,159
Capital Projects	1,202,531
Non-capital projects	1,663,908
Fund 17 Transfer	500,000
<b>Onetime Uses</b>	<b>\$7,050,488</b>
<b>NET ONETIME</b>	<b>\$2,544,316</b>



# 2015-16 Second Interim Report

General Fund

Ongoing Revenue  
exceeds Ongoing  
Expenditures

