

THE POWER OF LBUSD



CA Dashboard



Local Indicators Report

Chad Mabery, Ed.D.

October 23, 2018

LCFF Priority Metrics



PRIORITY	State Indicator	Local Indicator
Priority 1: Basic Services		<ul style="list-style-type: none"> • Instructional materials, facilities, and teachers
Priority 2: Implementation of State Academic Standards		<ul style="list-style-type: none"> • Progress in implementing the standards for all content areas
Priority 3: Parent Engagement		<ul style="list-style-type: none"> • Input from parents/guardians in decision making and promotion of parental participation in programs
Priority 4: Student Achievement	<ul style="list-style-type: none"> • Academic Indicator • English Learner Progress Indicator 	
Priority 5: Student Engagement	<ul style="list-style-type: none"> • Graduation Rate Indicator • Chronic Absenteeism Indicator 	
Priority 6: School Climate	<ul style="list-style-type: none"> • Suspension Rate Indicator 	<ul style="list-style-type: none"> • Perceptions of school safety and connectedness
Priority 7: Access to a Broad Course of Study		<ul style="list-style-type: none"> • Progress of access and enrollment in a broad course of study
Priority 8: Outcomes in a Broad Course of Study	<ul style="list-style-type: none"> • College/Career Indicator 	
Performance Metrics	 	Met ♦ Not Met ♦ Not Met for 2 or more years

Local Indicator: Basic Services



0

Percent of teacher misassignments and vacant teacher positions.

0

Percent of students without access to instructional materials.

0

Number of schools not in “good repair” status.



Implementation of State Academic Standards



Progress for recently adopted K-12 aligned instructional materials, instructional practices, and professional learning in....

- ELA = 4
- ELD = 3
- Mathematics = 4
- Next Generation Science Standards = 3
- History-Social Science = 2

Progress for K-12 state academic standards implementation in...

- CTE = 4
- Health Education = 4
- PE = 4
- VAPA = 4
- World Languages = 4

School staff agree...

- District and school leaders **value** professional development = **84%**
- Professional learning **positively impacts** their instructional practice = **74%**

Source: Annual LCAP Survey - Staff

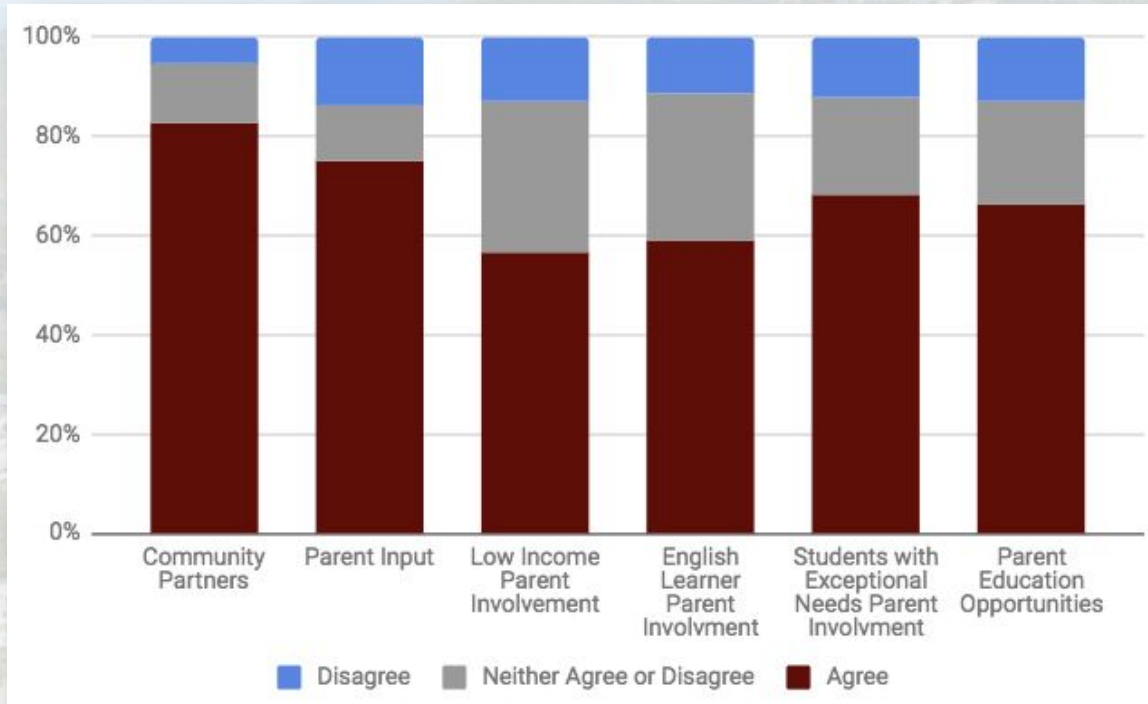
*Self-Assessment Rating Scale: 1 – Exploration and Research Phase; 2 – Beginning Development; 3 – Initial Implementation; 4 – Full Implementation; 5 – Full Implementation and Sustainability

Local Indicator:

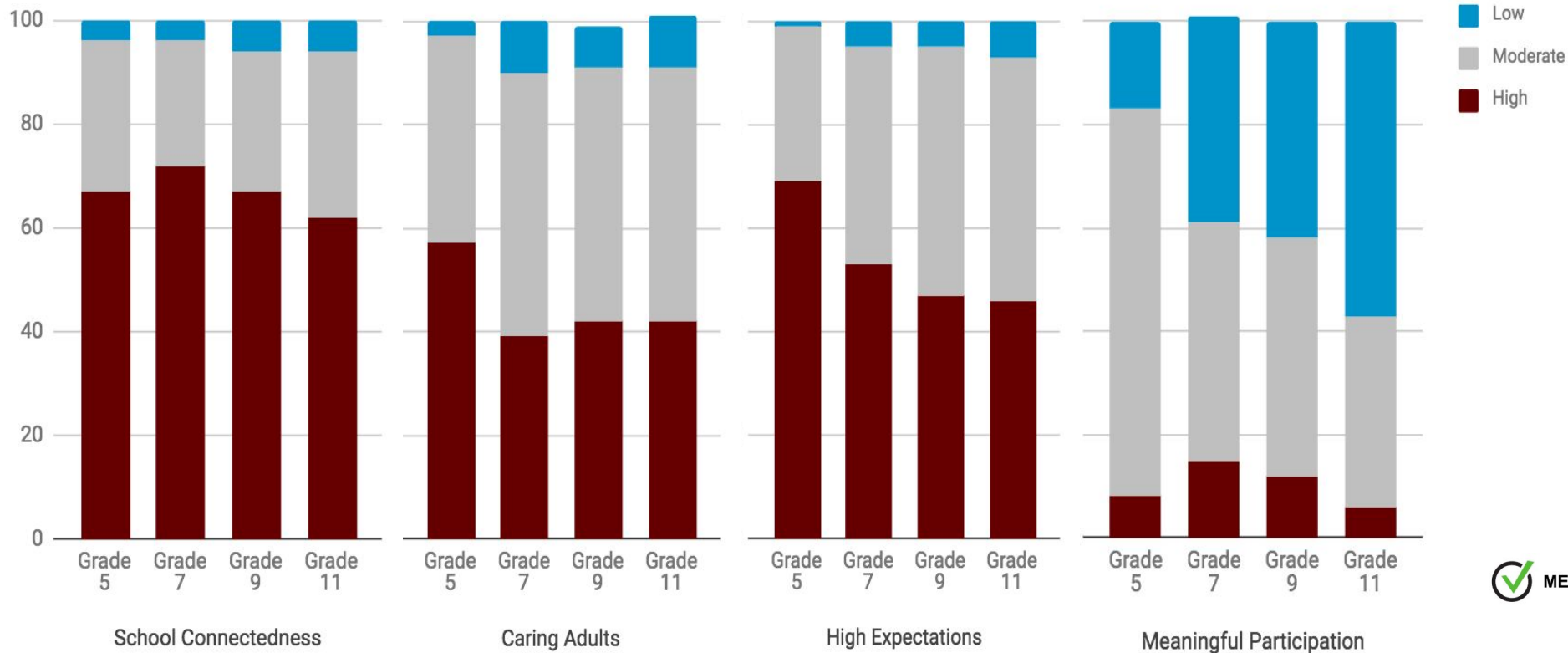
Parental Engagement



LBUSD is effectiveness with...



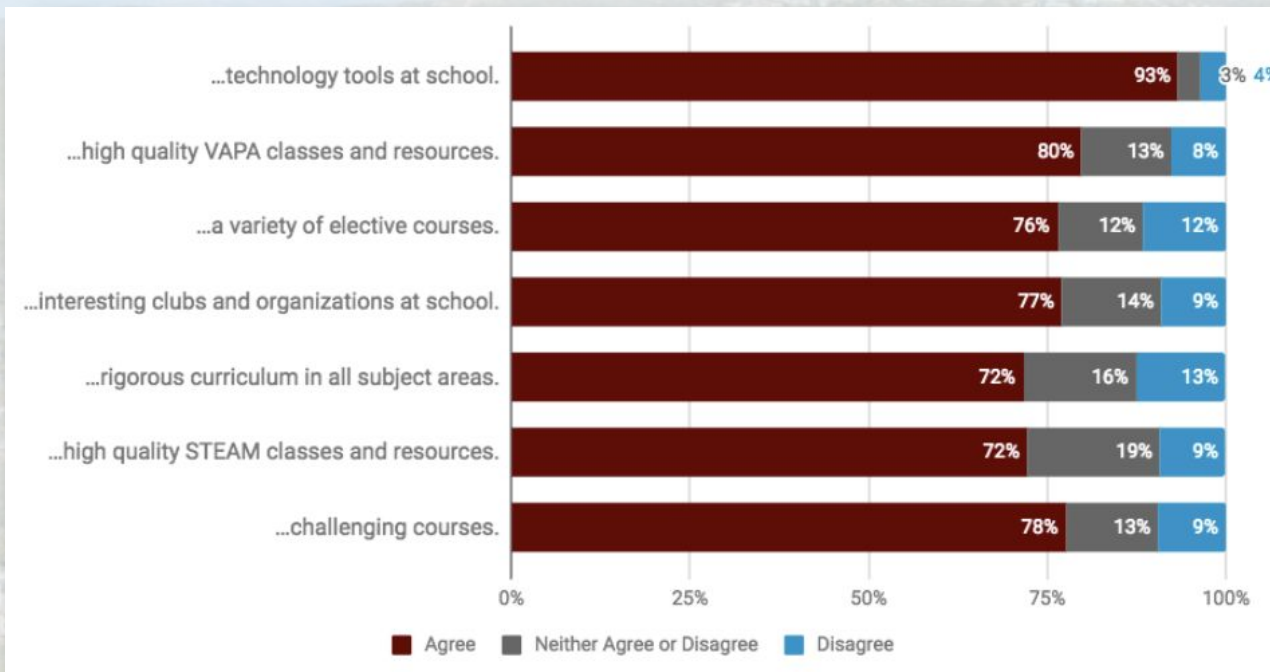
Local Indicator: School Climate



Access to a Broad Course of Study



Students have access to...



THE POWER OF LBUSD



CA Dashboard

Local Indicators Report

Chad Mabery, Ed.D.

October 23, 2018