

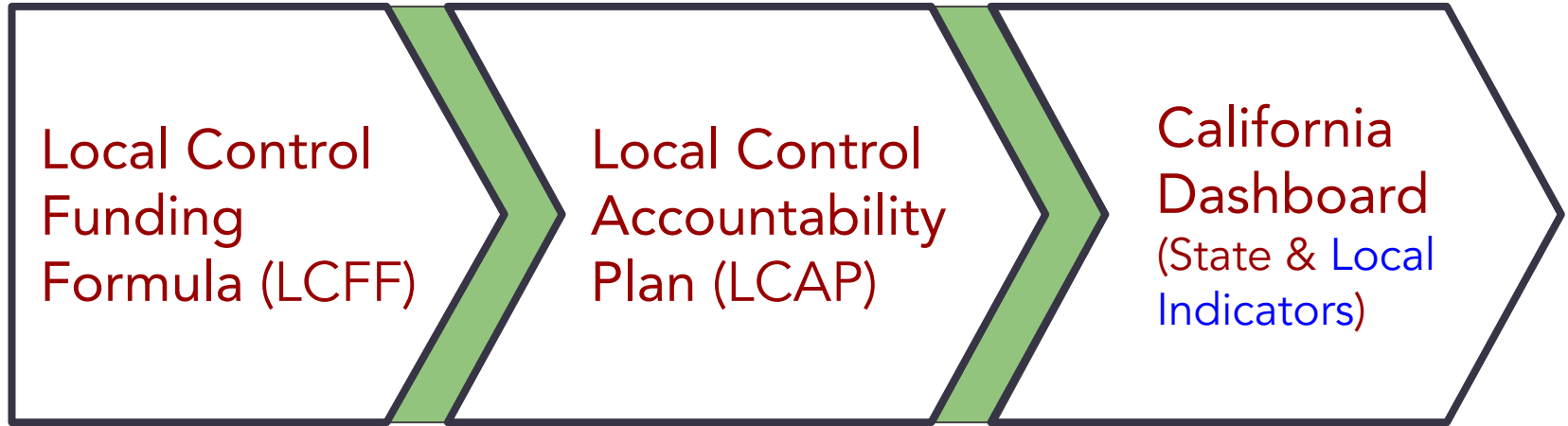


Laguna Beach Unified School District

Annual Local Indicators Report

June 24, 2021

Local Indicators




LBUSD LCAP Goals

1. Develop **COLLEGE and CAREER READINESS SKILLS** through meaningful collaboration, creativity, communication, critical thinking, problem-solving, and stewardship.
2. Foster **SOCIAL-EMOTIONAL COMPETENCIES and SELF-IDENTITY** through student agency, engagement, resiliency, and positive relationships.
3. Ensure **SAFE, EQUITABLE, and INCLUSIVE SCHOOLS** through caring learning environments, targeted support, strategic planning, and stakeholder engagement.

LCFF Priority Metrics (CDE)

Reported on the California Dashboard

PRIORITY	State Indicator	Local Indicator
Priority 1: Basic Services & Conditions at Schools		<ul style="list-style-type: none"> • Instructional materials, facilities, and teachers
Priority 2: Implementation of State Academic Standards		<ul style="list-style-type: none"> • Standards implementation and professional development for all content areas
Priority 3: Parent & Family Engagement		<ul style="list-style-type: none"> • Engagement through education, partnerships, communication, volunteering, at-home support, and input opportunities
Priority 4: Student Achievement	<ul style="list-style-type: none"> • Academic Indicator • English Learner Indicator 	
Priority 5: Student Engagement	<ul style="list-style-type: none"> • Graduation Rate Indicator • Chronic Absenteeism Indicator 	
Priority 6: School Climate	<ul style="list-style-type: none"> • Suspension Rate Indicator 	<ul style="list-style-type: none"> • Local climate surveys
Priority 7: Access to a Broad Course of Study	<ul style="list-style-type: none"> • College/Career Indicator 	<ul style="list-style-type: none"> • Access to a diverse set of coursework
Priority 8: Outcomes in a Broad Course of Study	<ul style="list-style-type: none"> • College/Career Indicator 	
Performance Metrics		Met ♦ Not Met ♦ Not Met for 2 or more years

DISTRICT PERFORMANCE OVERVIEW

Laguna Beach Unified

Explore the performance of Laguna Beach Unified under California's Accountability System.


[Generate PDF Report](#)

[View Additional Reports](#)



2019

Chronic Absenteeism



Green

Suspension Rate



Green

English Learner Progress



No Performance Color

Graduation Rate



Blue

College/Career




Blue

English Language Arts



Blue

Mathematics



Blue

Basics: Teachers, Instructional Materials, Facilities

STANDARD MET

Implementation of Academic Standards

STANDARD MET

Parent and Family Engagement

STANDARD MET

Local Climate Survey

STANDARD MET

Access to a Broad Course of Study

STANDARD MET

[LEARN MORE](#)

Enrollment

2,861

[View More Information](#)

[LEARN MORE](#)

Socioeconomically Disadvantaged

12.1%

[LEARN MORE](#)

English Learners

3.2%

Basic Services



0

Percent of teacher
misassignments

0

Percent of students
without access to
instructional
materials

0

Schools not in
“good repair”
status.



*Progress in implementing standards-aligned
instructional materials and practices, and providing
professional learning in....*

- | | |
|---|---|
| <input type="checkbox"/> ELA = 5 | <input type="checkbox"/> CTE = 4 |
| <input type="checkbox"/> ELD = 4 | <input type="checkbox"/> Health Education = 4 |
| <input type="checkbox"/> Mathematics = 5 | <input type="checkbox"/> PE = 4 |
| <input type="checkbox"/> Next Generation
Science Standards = 3 | <input type="checkbox"/> VAPA = 4 |
| <input type="checkbox"/> History-Social
Science = 4 | <input type="checkbox"/> World Languages = 4 |

92% of staff agree that district and school leaders **support** staff professional learning


82% of staff agree that PD positively **impacts** *student learning and instructional practices*

82% of staff agree that PD **meets the professional growth needs** of staff

**Self-Assessment Rating Scale: 1 – Exploration and Research Phase; 2 – Beginning Development; 3 – Initial Implementation; 4 – Full Implementation; 5 – Full Implementation and Sustainability*

Source: Annual LCAP Survey - Staff

Parent & Family Engagement



3800+ ParentSquare messages to stakeholders in 2020-21

390+ social media messages

New Public Information Officer

Satisfaction with school and district communication = 64%

Satisfaction with opportunities for input = 64%

Satisfaction with parent education opportunities = 60%

Local Indicator: School Climate



Students who report that LBUSD provides a positive learning environment: 84%

Students who report they regularly participate in challenging learning activities = 75%

Students who report that staff provide meaningful school work = 69%

Students who report having at least one caring relationship with a staff member = 68%

Students who report they regularly participate in engaging learning activities = 81%

Chronically Absent = 7%

Average Daily Attendance = 97%

Stakeholders who report that students receive effective social emotional support = 66%

Suspension Rate < 1%

Expulsion Rate = 0%

Access to a Broad Course of Study



Elementary School Students

Specialist teachers in world languages, reading & math intervention, science, computer science, music, and physical education

Secondary School Students

Access to electives that include visual & performing arts, career technical education, STEAM, leadership, and world languages

LBHS

40+ elective classes
(*non-math, science, ELA, social science*)
25+ CTE electives
40+ AP/Honors classes
5 dual enrollment classes

TMS

Exploratory elective wheel, VAPA, PE, world languages, leadership



Laguna Beach Unified School District

Annual Local Indicators Report

June 24, 2021